



cork



WICANDERS®

Nature at your feet

Amorim Revestimentos

Rua do Ribeirinho 202

P. O. Box 13

4536-907 S. Paio de Oleiros

PORTUGAL

p_ (+351) 227 475 600

e_wicanders.ar@amorim.com

www.wicanders.com



WICANDERS®

Nature at your feet

Wicanders has a legacy that goes back to 1868 and is the global leading brand in flooring products with cork technology. Present in more than 70 countries, its promise is to provide Floors for Living, ready for real life, for our home and office, for our different rhythms, for our family and pets, for all those wonderful and simple, yet sometimes unexpected moments. Floors for our lives.

Over the years, Wicanders has developed sustainable floor and wall coverings with exclusive properties due to its innovative Corktech technology. By combining state of the art technology with the exclusive natural properties of cork, a higher standard in flooring is achieved. Available with cork, wood and stone looks, its products are able to provide a silent and thermally insulated environment, that endures impacts and is very comfortable to walk and stand on.

Wicanders means wellbeing, a choice for life!





FROM NATURE, TO YOUR SPECIAL SPACE.

Technology only makes sense if it improves people's lives. This concept finds expression in products developed with Corktech technology.

By using a unique engineered multilayer structure, which combines state of the art technology with the exclusive natural properties of cork, a higher standard in flooring is achieved, providing the perfect match between design and wellbeing.

Wicanders uniqueness is daily achieved by continuously research on how end customers think and live their spaces. Wicanders brings to the market products that provide a silent and thermally insulated environment, that endures through time and are sustainable at the same time.



Silence



**Natural
Thermal Insulation**



**Walking
Comfort**



**Impact
Resistance**

cork Go 05

cork Essence | Resist⁺ 09

cork Pure 29

GET THE BEST RESULTS WITH WICANDERS ACCESSORIES!	48
CREATED BY HUMANS, INSPIRED BY NATURE	49
PRODUCT SELECTOR	50
WICANDERS' RANGE	55

Sample images are cut from larger pieces. Decor and shade may vary slightly.









cork


Go

Formats

905 x 295 x 10,5mm
35 5/8 x 11 5/8 x 3/8"




RANGE	Go		
	Essence	 	
	Resist*	 	
	Pure	  	

 Heavy Traffic Residential areas

 Moderate Traffic Commercial areas

 Heavy Traffic Commercial areas

 Budget products

 Glue down



Dream



Moment

GA01002 905 x 295 x 10,5mm



Emotion

GB08002 905 x 295 x 10,5mm



Desire

GA21003 905 x 295 x 10,5mm



Captivation

C824001 905 x 295 x 10,5mm



Attraction

GB03002 905 x 295 x 10,5mm



Dream

GB05003 905 x 295 x 10,5mm

Class

Dance, laugh, play freely!

When it comes to choosing the ideal flooring for a child's bedroom, there's no better option than cork floors. Perfect for the ones that love to walk around barefoot, play freely, yet not worrying about being too loud with the toys on the floor. It is only a matter of choosing the most suitable look.





Desire



Impulse

GB09002 905 x 295 x 10,5mm



Charm

GB01003 905 x 295 x 10,5mm



Ambition

GB06002 905 x 295 x 10,5mm



Appeal

GB10002 905 x 295 x 10,5mm



Allure

GB02002 905 x 295 x 10,5mm



Intense

GB11002 905 x 295 x 10,5mm

Technical solution


PROTECTIVE SURFACE

GENUINE CORK VENEER

AGGLOMERATED CORK 3,2MM

HDF – HIGH DENSITY FIBERBOARD WITH CORKLOC

INTEGRATED CORK UNDERLAY 1,2MM



Finishing & Warranty



WPS protective finishing (Wear Protect Surface) was developed with an excellent resistance for the most demanding domestic areas. This varnish has an improved long life span and a soft touch.



cork

Essence

Resist⁺


Formats


605 x 445 x 10,5mm
23 13/16 x 17 1/2 x 3/8"

905 x 295 x 10,5mm
35 5/8 x 11 5/8 x 3/8"


1220 x 140 x 10,5mm
48 x 5 1/2 x 3/8"




RANGE	Go		
	Essence	 	
	Resist ⁺	 	
	Pure	 	

 Heavy Traffic Residential areas

 Moderate Traffic Commercial areas

 Heavy Traffic Commercial areas

 Budget products

 Glue down



Traces Champagne



Flock Champagne

C81Y001 1220 x 140 x 10,5mm **Essence**

C11Y001 1220 x 140 x 10,5mm **Resist⁺**



Flock Tea

C83Z001 1220 x 140 x 10,5mm **Essence**

C13Z001 1220 x 140 x 10,5mm **Resist⁺**



Flock Chestnut

C84A001 1220 x 140 x 10,5mm **Essence**

C14A001 1220 x 140 x 10,5mm **Resist⁺**



Flock Moonlight

C81X001 1220 x 140 x 10,5mm **Essence**

C11X001 1220 x 140 x 10,5mm **Resist⁺**

Class

When nature meets charm

In modern interior design, the creation of spaces with style and personality starts with beautiful and expressive floors. Aligned with the market trends, our team of experts has created an unique Class collection that combines different shapes of natural Cork.

Rich in style, charm and sophistication, and in harmony with nature, Class also provides an unmatched wellbeing that will for sure be very pleasant when getting together with family and friends.

Light coloured flooring like Flock Moonlight is the splendid background for soft colours and it will balance smoothly your classic and modern furniture with a minimalistic look.





Flock Moonlight



Slate Arctic

C81D001 605 x 445 x 10,5mm **Essence**

C11D002 605 x 445 x 10,5mm **Resist+**



Slate Moccaccino

C81C001 605 x 445 x 10,5mm **Essence**

C11C002 605 x 445 x 10,5mm **Resist+**



Slate Caffè

C81A001 605 x 445 x 10,5mm **Essence**

C11A002 605 x 445 x 10,5mm **Resist+**



Identity Moonlight

I801002 905 x 295 x 10,5mm **Essence**

C12N002 905 x 295 x 10,5mm **Resist⁺**



Identity Champagne

I805002 905 x 295 x 10,5mm **Essence**

C12O001 905 x 295 x 10,5mm **Resist⁺**



Identity Timide

I802002 905 x 295 x 10,5mm **Essence**

C12M001 905 x 295 x 10,5mm **Resist⁺**



Identity Tea



Identity Eden

I806002 905 x 295 x 10,5mm **Essence**
C12P001 905 x 295 x 10,5mm **Resist+**



Identity Silver

I803002 905 x 295 x 10,5mm **Essence**
C12Y002 905 x 295 x 10,5mm **Resist+**



Identity Tea

I810002 905 x 295 x 10,5mm **Essence**
C12R001 905 x 295 x 10,5mm **Resist+**



Identity Chestnut

I832002 905 x 295 x 10,5mm **Essence**
C13G001 905 x 295 x 10,5mm **Resist+**



Identity Nightshade

I821002 905 x 295 x 10,5mm **Essence**
C12L001 905 x 295 x 10,5mm **Resist+**





Originals Natural

O801007 905 x 295 x 10,5mm **Essence**

C111001 905 x 295 x 10,5mm **Resist⁺**



Originals Country

O832004 905 x 295 x 10,5mm **Essence**

C132001 905 x 295 x 10,5mm **Resist⁺**



Originals Rhapsody

O825005 905 x 295 x 10,5mm **Essence**

C125001 905 x 295 x 10,5mm **Resist⁺**



Originals Shell

O824003 905 x 295 x 10,5mm **Essence**

C124001 905 x 295 x 10,5mm **Resist⁺**



Originals Shell



Originals Dawn

O849003 905 x 295 x 10,5mm **Essence**
C149001 905 x 295 x 10,5mm **Resist⁺**



Originals Accent

O841002 905 x 295 x 10,5mm **Essence**
C141001 905 x 295 x 10,5mm **Resist⁺**



Originals Character

O822002 905 x 295 x 10,5mm **Essence**
C122001 905 x 295 x 10,5mm **Resist⁺**



Originals Harmony

O821005 905 x 295 x 10,5mm **Essence**
C121001 905 x 295 x 10,5mm **Resist⁺**



Originals Symphony

O830003 905 x 295 x 10,5mm **Essence**
C130001 905 x 295 x 10,5mm **Resist⁺**





Personality Moonlight

P801002 905 x 295 x 10,5mm **Essence**


C14H001 905 x 295 x 10,5mm **Resist⁺**



Personality Timide

P802002 905 x 295 x 10,5mm **Essence**

C13J001 905 x 295 x 10,5mm **Resist⁺**



Personality Champagne

P805002 905 x 295 x 10,5mm **Essence**

C13K001 905 x 295 x 10,5mm **Resist⁺**



Personality Eden



Personality Eden

P806002 905 x 295 x 10,5mm **Essence**
C15S001 905 x 295 x 10,5mm **Resist+**



Personality Spice

P808002 905 x 295 x 10,5mm **Essence**
C15U001 905 x 295 x 10,5mm **Resist+**



Personality Tea

P810002 905 x 295 x 10,5mm **Essence**
C15T001 905 x 295 x 10,5mm **Resist+**



Personality Chestnut

P832002 905 x 295 x 10,5mm **Essence**
C14X001 905 x 295 x 10,5mm **Resist+**



Fashionable Glacier

C85J001 905 x 295 x 10,5mm **Essence**

C15J001 905 x 295 x 10,5mm **Resist⁺**



Fashionable Cement

C85L001 905 x 295 x 10,5mm **Essence**

C15L001 905 x 295 x 10,5mm **Resist⁺**



Fashionable Grafite

C85M001 905 x 295 x 10,5mm **Essence**

C15M001 905 x 295 x 10,5mm **Resist⁺**



Fashionable Macchiato

C85N001 905 x 295 x 10,5mm **Essence**

C15N001 905 x 295 x 10,5mm **Resist⁺**

Contemporary

Reinvented cork looks for sophisticated atmospheres


Contemporary homes are by definition visually light and functional. The “less is more” rule applies and all decor elements are carefully chosen.

When on a new project or remodeling an existing space, flooring takes place as one of the first decisions to be made. The style and type of benefits it can provide are highly considered during the decision process, in order to achieve the desired authenticity and functionality.

Fashionable Glacier has, for instance, a reinvented cork pattern veneer which results in an excellent option when creating a decor for a home open space. The neutral colour palettes will enable calm and relaxing atmospheres.



Fashionable Glacier



Fashionable Mystic

C85K001 905 x 295 x 10,5mm **Essence**

C15K001 905 x 295 x 10,5mm **Resist+**



Lane Timide

C83R001 1220 x 140 x 10,5mm **Essence**

C13R001 1220 x 140 x 10,5mm **Resist+**



Lane Chestnut

C83S001 1220 x 140 x 10,5mm **Essence**

C13S001 1220 x 140 x 10,5mm **Resist+**



Linn Moon

C81N001 605 x 445 x 10,5mm **Essence**

C11N001 605 x 445 x 10,5mm **Resist⁺**



Linn Blush

C81O001 605 x 445 x 10,5mm **Essence**


C11O003 605 x 445 x 10,5mm **Resist⁺**



Linn Cioccolato

C81L001 605 x 445 x 10,5mm **Essence**

C11L002 605 x 445 x 10,5mm **Resist⁺**



Traces Moonlight

C85P001 1220 x 140 x 10,5mm **Essence**

C15P001 1220 x 140 x 10,5mm **Resist⁺**



Traces Champagne

C85O001 1220 x 140 x 10,5mm **Essence**

C15O001 1220 x 140 x 10,5mm **Resist⁺**



Traces Spice

Q808003 1220 x 140 x 10,5mm **Essence**

C14N001 1220 x 140 x 10,5mm **Resist⁺**



Traces Tea

Q810001 1220 x 140 x 10,5mm **Essence**

C14M001 1220 x 140 x 10,5mm **Resist⁺**



Traces Chestnut



Traces Chestnut

C85R001 1220 x 140 x 10,5mm **Essence**

C15R001 1220 x 140 x 10,5mm **Resist+**



Tweedy Wood Coffee



Tweedy Wood Timide

C86H001 905 x 295 x 10,5mm **Essence**



Tweedy Wood Coffee

C86I001 905 x 295 x 10,5mm **Essence**



Tweedy Wood Cocoa

C86F001 905 x 295 x 10,5mm **Essence**



Reed Meridian

C83T001 1220 x 140 x 10,5mm **Essence**
C13T001 1220 x 140 x 10,5mm **Resist+**



Tweedy Saw Cut Moon

C86D001 905 x 295 x 10,5mm **Essence**



Reed Barley

C83U001 1220 x 140 x 10,5mm **Essence**
C13U001 1220 x 140 x 10,5mm **Resist+**

Contemporary

Meet the Novel 3

Lose sight of ordinary spaces with these 3 Contemporary patterns: Twist, Edge, and Brick.

Designed by the renowned industrial designer, Antonio Bullo, this collection is the richest in geometry!



Novel Brick Natural

C8G1001 905 x 295 x 10,5mm **Essence**

C1G1001 905 x 295 x 10,5mm **Resist⁺**



Novel Brick Flax

C86T001 905 x 295 x 10,5mm **Essence**

C16T001 905 x 295 x 10,5mm **Resist⁺**



Novel Brick Drill

C86S001 905 x 295 x 10,5mm **Essence**

C16S001 905 x 295 x 10,5mm **Resist⁺**



Novel Brick Taffeta

C86R001 905 x 295 x 10,5mm **Essence**

C16R001 905 x 295 x 10,5mm **Resist⁺**



Novel Brick Flax



Novel Twist Natural

C8G0001 905 x 295 x 10,5mm **Essence**
C1G0001 905 x 295 x 10,5mm **Resist⁺**



Novel Twist Velvet

C86Q001 905 x 295 x 10,5mm **Essence**
C16Q001 905 x 295 x 10,5mm **Resist⁺**



Novel Twist Drill

C86P001 905 x 295 x 10,5mm **Essence**
C16P001 905 x 295 x 10,5mm **Resist⁺**



Novel Twist Taffeta

C86O001 905 x 295 x 10,5mm **Essence**
C16O001 905 x 295 x 10,5mm **Resist⁺**



Novel Edge Natural

C8G2001 905 x 295 x 10,5mm **Essence**
C1G2001 905 x 295 x 10,5mm **Resist⁺**



Novel Edge Lace

C86W001 905 x 295 x 10,5mm **Essence**
C16W001 905 x 295 x 10,5mm **Resist⁺**



Novel Edge Drill

C86V001 905 x 295 x 10,5mm **Essence**
C16V001 905 x 295 x 10,5mm **Resist⁺**



Novel Edge Burlap

C86U001 905 x 295 x 10,5mm **Essence**
C16U001 905 x 295 x 10,5mm **Resist⁺**

Essence

Technical
solution


PROTECTIVE SURFACE

GENUINE CORK VENEER

AGGLOMERATED CORK 3,2MM

HDF – HIGH DENSITY FIBERBOARD WITH CORKLOC

INTEGRATED CORK UNDERLAY 1,2MM



Finishing & Warranty



Xtreme WRT surface finish (Wear Resistance Technology) is the right choice to fit the most demanding needs of domestic areas. This environmental friendly varnish is based on a ceramic compound which ensures exceptional strength and longevity.



Resist⁺

Technical solution


PROTECTIVE WEAR LAYER

GENUINE CORK VENEER

AGGLOMERATED CORK 3,2MM

HDF – HIGH DENSITY FIBERBOARD WITH CORKLOC

INTEGRATED CORK UNDERLAY 1,2MM



Finishing & Warranty



HPS surface finish (High Performance Surface) has been specially developed for areas with heavy traffic, such as commercial, business or general public areas. This high performance surface has an extra hard wearing surface combined with Nano-Beads Technology, where extremely tiny beads are embedded in a top layer for improved properties such as scratch, slip, scuff and stain resistance.





cork

Pure

Formats

450 x 450 x 6mm
17 11/16 x 17 11/16 x 1/4"

600 x 150 x 4mm
23 5/8 x 5 7/8 x 3/16"

600 x 300 x 4mm
23 5/8 x 11 13/16 x 3/16"

600 x 300 x 6mm
23 5/8 x 11 13/16 x 1/4"

600 x 450 x 4mm
23 5/8 x 17 11/16 x 3/16"


900 x 150 x 4mm
35 7/16 x 5 7/8 x 3/16"

900 x 300 x 4mm
35 7/16 x 11 13/16 x 3/16"





Glue Down

RANGE	Go		
	Essence	 	
	Resist*	 	
	Pure	  	


 Heavy Traffic Residential areas

 Moderate Traffic Commercial areas

 Heavy Traffic Commercial areas

 Budget products

 Glue down



Personality Eden



Slate Arctic

C91D002 600 x 450 x 4mm | PU | 4M

Class

Design, wellbeing and durability.

If you prefer the glue down solution in your projects, you can equally choose the looks available in the Essence / Resist + range.

Take advantage of the rich and broad range of natural and painted looks and create wellbeing in every room enjoying the exclusive qualities of cork – superior comfort and minimal step sound.

Organic stone visuals in soothing light colours as Slate Arctic grant spaces steeped in serenity. Your eyes perceive a stone tile and your feet feel the thermal balance and pleasant touch of cork.



Slate Moccaccino

C91C002 600 x 450 x 4mm | PU | 4M

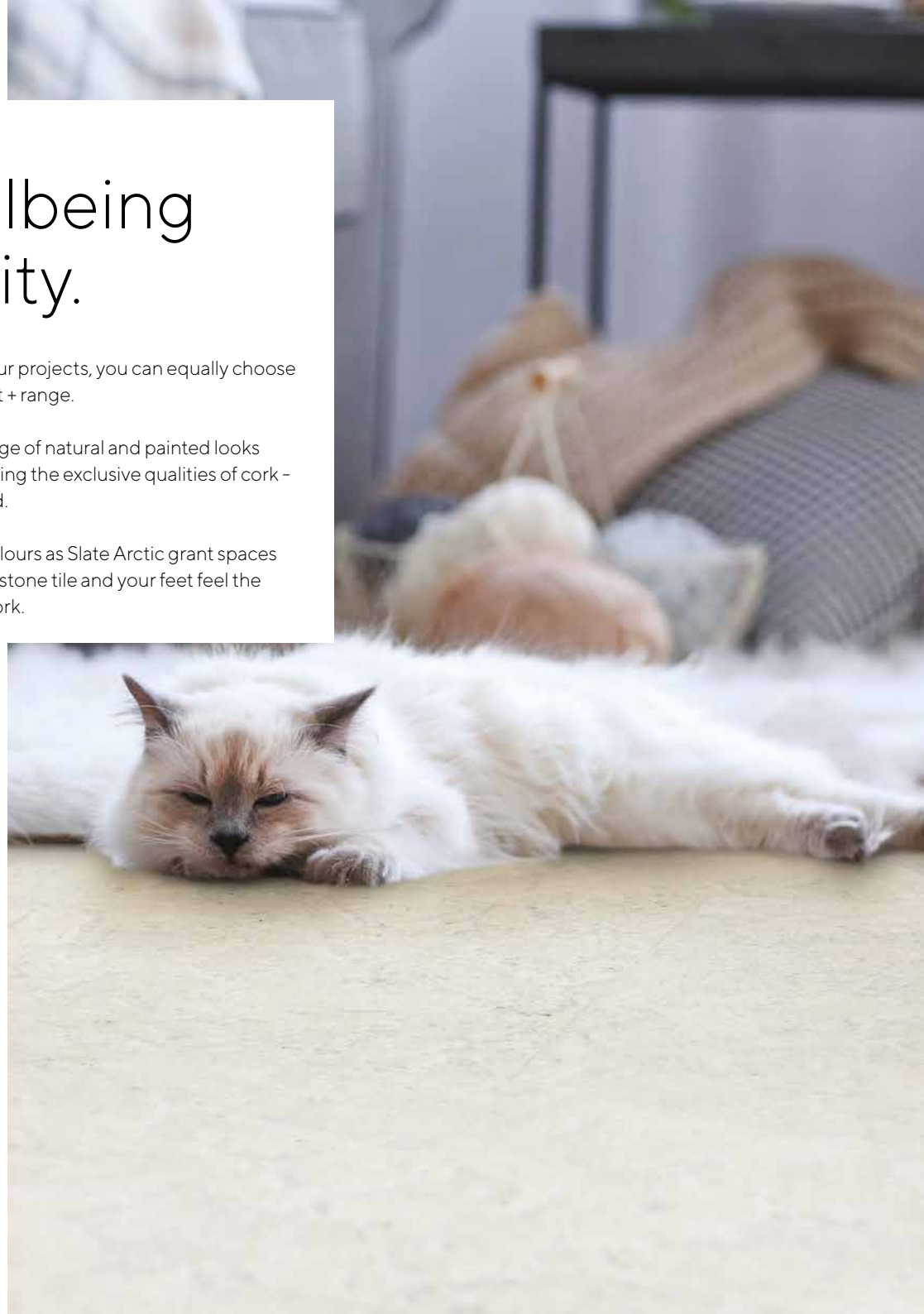


Slate Caffè

C91A002 600 x 450 x 4mm | PU | 4M

4M 4 sides beveled

Slate Arctic





Flock Moonlight

C91X001 600 x 300 x 4mm | PU | 4M



Flock Tea

C93Z001 600 x 300 x 4mm | PU | 4M



Flock Chestnut

C94A001 600 x 300 x 4mm | PU | 4M



Identity Moonlight

I901002 600 x 300 x 6mm | PU | 4M

C92N001 600 x 450 x 4mm | PU | 4M



Identity Chestnut

I932002 600 x 300 x 6mm | PU | 4M

C93G001 600 x 450 x 4mm | PU | 4M

4M 4 sides beveled



Identity Chestnut



Identity Timide

I902002 600 x 300 x 6mm | PU | 4M
C92M001 600 x 450 x 4mm | PU | 4M



Identity Champagne

I905002 600 x 300 x 6mm | PU | 4M
C92O001 600 x 450 x 4mm | PU | 4M



Identity Eden

I906002 600 x 300 x 6mm | PU | 4M



Identity Silver

I903002 600 x 300 x 6mm | PU | 4M



Identity Tea

I910002 600 x 300 x 6mm | PU | 4M
C92R001 600 x 450 x 4mm | PU | 4M



Identity Nightshade


I921002 600 x 300 x 6mm | PU | 4M
C92L001 600 x 450 x 4mm | PU | 4M





Originals Natural

RV10003 600 x 300 x 4mm | WRT



Originals Traditional

EN01005 600 x 300 x 6mm | Sanded

RN01008 600 x 300 x 4mm | Sanded



Originals Rhapsody

DN12003 600 x 300 x 6mm | PU | 4M



Originals Country

DN02006 600 x 300 x 6mm | PU | 4M



Originals Shell

DN10001 600 x 300 x 6mm | PU

RN14002 600 x 300 x 4mm | Sanded

RV14004 600 x 300 x 4mm | WRT



Originals Dawn

DN13001 600 x 300 x 6mm | PU

RN13001 600 x 300 x 4mm | Sanded

RV13006 600 x 300 x 4mm | WRT




Originals Character

DN22001 600 x 300 x 6mm | PU | 4M

RN16001 600 x 300 x 4mm | Sanded

RV16004 600 x 300 x 4mm | WRT



Originals Harmony

DN11003 600 x 300 x 6mm | PU

DN11004 600 x 300 x 6mm | PU | 4M

RN11002 600 x 300 x 4mm | Sanded

RV11007 600 x 300 x 4mm | WRT



Originals Symphony


DN20001 600 x 300 x 6mm | PU

RN20001 600 x 300 x 4mm | Sanded



Originals Accent

RN17001 600 x 300 x 4mm | Sanded

4  4 sides beveled

Originals Character



Personality Moonlight

P901003 600 x 300 x 6mm | PU | 4



Personality Timide

P902003 600 x 300 x 6mm | PU | 4



Personality Champagne

P905003 600 x 300 x 6mm | PU | 4



Fashionable Grafite



Personality Eden

P906003 600 x 300 x 6mm | PU | 4



Personality Spice

C95U002 600 x 300 x 4mm | PU | 4



Personality Tea

P910003 600 x 300 x 6mm | PU | 4



Personality Chestnut

C94X004 600 x 300 x 4mm | PU | 4



4 4 sides beveled



Fashionable Glacier
C95J001 900 x 300 x 4mm | PU



Fashionable Cement
C95L001 900 x 300 x 4mm | PU



Fashionable Grafite
C95M001 900 x 300 x 4mm | PU



Fashionable Macchiato
C95N001 900 x 300 x 4mm | PU



Fashionable Mystic
C95K001 900 x 300 x 4mm | PU

Contemporary



Lane Timide

C93R001 900 x 300 x 4mm | PU



Lane Chestnut

C93S001 900 x 300 x 4mm | PU



Linn Moon

C91N003 600 x 450 x 4mm | PU | 4M



Linn Blush

C91O003 600 x 450 x 4mm | PU | 4M

4M 4 sides beveled



Linn Cioccolato

C91L003 600 x 450 x 4mm | PU | 4M



Skin Natural

C95V001 450 x 450 x 6mm | PU | 4M



Reed Meridian

C93T001 900 x 300 x 4mm | PU



Skin Timide

C95C001 450 x 450 x 6mm | PU | 4M




Skin Dark

C95B001 450 x 450 x 6mm | PU | 4M



Reed Barley

C93U001 900 x 300 x 4mm | PU



Traces Moonlight

C95P001 600 x 150 x 4mm | PU | 4

C95P002 900 x 150 x 4mm | PU | 2



Traces Champagne

C95O001 600 x 150 x 4mm | PU | 4

C95O002 900 x 150 x 4mm | PU | 2



Traces Spice

C94N001 600 x 150 x 4mm | PU | 4



Traces Tea

C94M001 600 x 150 x 4mm | PU | 4



Traces Chestnut

C95R001 600 x 150 x 4mm | PU | 4

C95R002 900 x 150 x 4mm | PU | 2



2 2 sides beveled
4 4 sides beveled





Novel Brick Natural

C9G1001 900 x 300 x 4mm | PU



Novel Brick Flax

C96T001 900 x 300 x 4mm | PU



Novel Brick Drill

C96S001 900 x 300 x 4mm | PU



Novel Brick Taffeta

C96R001 900 x 300 x 4mm | PU

Novel Brick Natural



Novel Twist Natural

C9G0001 900 x 300 x 4mm | PU



Novel Twist Velvet

C96Q001 900 x 300 x 4mm | PU



Novel Twist Drill

C96P001 900 x 300 x 4mm | PU



Novel Twist Taffeta

C96O001 900 x 300 x 4mm | PU



Novel Edge Natural

C9G2001 900 x 300 x 4mm | PU



Novel Edge Lace

C96W001 900 x 300 x 4mm | PU



Novel Edge Drill

C96V001 900 x 300 x 4mm | PU



Novel Edge Burlap

C96U001 900 x 300 x 4mm | PU

Technical solution

PROTECTIVE SURFACE

GENUINE CORK VENEER

AGGLOMERATED CORK 3,2MM / 5,2MM



Finishing & Warranty



For domestic areas that need a natural look and a soft touch, PU is the right solution.



For those seeking for a customized solution, the Sanded option is what you are looking for. The surface is prepared to be finished on site, so you can select the finish that best suits your needs.



Xtreme WRT surface finish (Wear Resistance Technology) is the right choice to fit the most demanding needs of domestic areas. This environmental friendly varnish is based on a ceramic compound which ensures exceptional strength and longevity.



*Must be varnished on-site with minimum 3 coats of W-2000 or another recommended varnish.

**Must be varnished on-site with minimum 3-4 coats of W-2000 or another recommended varnish for this level of use (see recommendation table in the packaging).

Technical Data Sheet

	GO			ESSENCE			
	FLOATING						
			WPS 905 x 295 x 10 x5mm 35 5/8x11 5/8x3/8"			WRT 905 x 295 x 10,5mm 35 5/8 x 11 5/8 x 3/8" 605 x 445 x 10,5mm 23 13/16 x 17 1/2 x 3/8" 1220 x 140 x 10,5mm 48 x 5 1/2 x 3/8"	
Level of use Domestic	ISO 10874	Class	23	ISO 10874	Class	23	ISO 10874
Level of use Commercial	ISO 10874	Class	-	ISO 10874	Class	31	ISO 10874
Finish Description	-	-	UV Acrylic varnish	-	-	UV-cured Acrylic varnish with ceramic beads	-
	Standard-Test Method	Unit	Specification	Standard-Test Method	Unit	Specification	Standard-Test Method
General Properties - EN 14085 + EN 12104 + EN 655							
Dimensions: Width Dimensions: Length	EN ISO 24346	mm	± 0,10% up to max. 0,5 max. 2,0	EN ISO 24346	mm	± 0,10% up to max. 0,5 max. 2,0	EN ISO 24346 mm
Overall thickness	EN ISO 24342	mm	± 0,25	EN ISO 24346	mm	± 0,25	EN ISO 24346
Squareness	EN ISO 24342	mm	≤ 0,5	EN ISO 24342	mm	≤ 0,50	EN ISO 24342
Straightness measured at the surface layer	EN ISO 24346	mm	≤ 0,3	EN ISO 24342	mm	≤ 0,30	EN ISO 24342
Squareness and Straightness: ≤ 400mm > 400mm	-	-	-	-	-	-	-
Dimensional stability after exposure to heat	-	-	-	-	-	-	-
Curling after exposure to heat	-	-	-	-	-	-	-
Moisture content	-	-	-	-	-	-	-
Flatness of the panel (Length - Concave / Convex)	EN 14085 (Annex A)	%	≤ 0,50 / ≤ 1,0	EN 14085 (Annex A)	%	≤ 0,50 / ≤ 1,0	EN 14085 (Annex A)
Flatness of the panel (Width - Concave / Convex)	EN 14085 (Annex A)	%	≤ 0,10 / ≤ 0,15	EN 14085 (Annex A)	%	≤ 0,10 / ≤ 0,15	EN 14085 (Annex A)
Openings between panels	EN 14085 (Annex B)	mm	≤ 0,2	EN 14085 (Annex B)	mm	≤ 0,20	EN 14085 (Annex B)
Height difference between panels	EN 14085 (Annex B)	mm	≤ 0,2	EN 14085 (Annex B)	mm	≤ 0,20	EN 14085 (Annex B)
Dimensional stability (humidity)	EN 669 (Annex C)	%	≤ 5	EN 669 (Annex C)	%	≤ 5	EN 669 (Annex C)
Apparent density	-	-	-	-	-	-	-
Mass per unit area	ISO 23997	g/m²	Nominal Value (8000) -10%; +13%	ISO 23997	g/m²	Nominal Value (8000) -10%; +13%	ISO 23997
Classification Properties - EN 14085 + EN 12104 + EN 655							
Thickness of wear layer (Wear group T)	-	-	-	-	-	-	EN ISO 24340
Nominal thickness for cork surface	EN ISO 24340	mm	≥ 2,5	EN ISO 24340	mm	≥ 3,0	-
Overall thickness	-	-	-	-	-	-	-
Apparent density	-	-	-	-	-	-	-
Castor chair	-	-	-	EN 425	Visual effect after 25 000 cycles	No disturbance to the surface other than slight change in appearance and no delamination shall occur	EN 425
Simulated movement of a furniture leg	-	-	-	EN 424	Visual effect	No damage shall be visible after testing with a type 2 foot	EN 424
Residual indentation	EN ISO 24343-1	mm	≤ 0,4	EN ISO 24343-1	mm	≤ 0,40	EN ISO 24343-1
Safety properties - EN 14041							
Fire resistance	EN 13501-1	Class	E fl-s1	EN 13501-1	Class	C fl-s1	EN 13501-1
Slip Classification	EN 13893	Class	DS	EN 13893	Class	DS	EN 13893
Formaldehyde emission	EN 717-1	Class	E1	EN 717-1	Class	E1	EN 717-1
Electrical behaviour	EN 1815	KV	Not Antistatic	EN 1815	KV	Not Antistatic	EN 1815
Content pentachlorophenol (PCP)	EN 14041 (Annex B)	mg/Kg	PCP Free	EN 14041 (Annex B)	mg/Kg	PCP Free	EN 14041 (Annex B)

RESIST*			PURE				
			GLUE DOWN				
		HPS 905 x 295 x 10,5mm 35 5/8 x 11 5/8 x 3/8" 605 x 445 x 10,5mm 23 13/16 x 17 1/2 x 3/8" 1220 x 140 x 10,5mm 48 x 5 1/2 x 3/8"			WRT 600 x 300 x 4mm 23 5/8 x 11 13/16 x 3/16"	PU 450 x 450 x 6mm 17 11/16 x 17 11/16 x 1/4" 600 x 150 x 4mm 23 5/8 x 5 7/8 x 3/16" 600 x 300 x 4mm 23 5/8 x 11 13/16 x 3/16" 600 x 300 x 6mm 23 5/8 x 11 13/16 x 1/4" 600 x 450 x 4mm 23 5/8 x 17 11/16 x 3/16" 900 x 150 x 4mm 35 7/16 x 5 7/8 x 3/16" 900 x 300 x 4mm 35 7/16 x 11 13/16 x 3/16"	Sanded 600 x 300 x 4mm 23 5/8 x 11 13/16 x 3/16" 600 x 300 x 6mm 23 5/8 x 11 13/16 x 1/4"
	Class	23	ISO 10874	Class	23	23	23(d)
	Class	33	ISO 10874	Class	31	-	31(e)
	-	UV-cured Acrylic varnish with nano particles	-	-	UV-cured Acrylic varnish with ceramic beads	Water based PU varnish	Sanded surface
	Unit	Specification	Standard-Test Method	Unit	Specification		

	mm	± 0,10% up to max. 0,5 max. 2,0	EN ISO 24346	mm	± 0,2% up to max. 1,0	0,2% up to max. 1,0	0,2% up to max. 1,0
	mm	± 0,25	EN ISO 24346	mm	0; + 0,25	0; + 0,25	0; + 0,25
	mm	≤ 0,50	EN ISO 24346	mm	-	-	≤ 0,5
	mm	≤ 0,30	EN ISO 24346	mm	-	-	≤ 1,0
	-	-	EN ISO 24346	mm	≤ 0,5 ≤ 1,0	≤ 0,5 ≤ 1,0	≤ 0,5 ≤ 1,0
	-	-	EN ISO 23999	%	≤ 0,4	≤ 0,4	-
	-	-	EN ISO 23999	mm	≤ 6	≤ 6	-
	-	-	EN 12105	%	3.5-4.5	-	3.5-4.5
	%	≤ 0,50 / ≤ 1,0	-	-	-	-	-
	%	≤ 0,10 / ≤ 0,15	-	-	-	-	-
	mm	≤ 0,20	-	-	-	-	-
	mm	≤ 0,20	-	-	-	-	-
	%	5	-	-	-	-	-
	-	-	EN 672	Kg/m³	≥ 95% of Nominal Value (450)	≥ 95% of nominal value (450)	≥ 95% of nominal value (450)
	g/m²	Nominal Value (8500) -10%; +13%	ISO 23997	g/m²	Nominal Value (2000) ± 10%	4mm: nominal value 1800 ± 10% 6mm: nominal value 2700 ± 10%	-

	mm (Nominal value)	≥ 0,5	-	-	-	-	-
	-	-	-	-	-	-	-
	-	-	EN ISO 24346	mm	≥ 4,0	≥ 4,0	-
	-	-	EN 672	Kg/m³	≥ 450	≥ 450	-
	Visual effect after 25 000 cycles	No disturbance to the surface other than slight change in appearance and no delamination shall occur	EN 425	Visual effect after 25 000 cycles	-	No disturbance to the surface other than slight change in appearance and no delamination shall occur	-
	Visual effect	No damage shall be visible after testing with a type 2 foot	EN 424	Visual effect	-	No damage shall be visible after testing with a type 2 foot	-
	mm	≤ 0,25	EN ISO 24343-1	mm	≤ 0,40	≤ 0,40	≤ 0,40

	Class	C fl-s1	EN 13501-1	Class	D fl-s1	4mm: C fl-s1 / 6mm: D fl-s1	C fl-s1
	Class	DS	EN 13893	Class	DS	DS	-
	Class	E1	EN 717-1	Class	E1	E1	E1
	KV	Not Antistatic	EN 1815	KV	Not Antistatic	Not antistatic	Not antistatic
	mg/Kg	PCP Free	EN 14041 (Annex B)	mg/Kg	PCP Free	PCP Free	PCP Free

Technical Data Sheet

		GO			ESSENCE			
	FLOATING							
			WPS 905 x 295 x 10 x5mm 35 5/8x11 5/8x3/8"			WRT 905 x 295 x 10,5mm 35 5/8 x 11 5/8 x 3/8" 605 x 445 x 10,5mm 23 13/16 x 17 1/2 x 3/8" 1220 x 140 x 10,5mm 48 x 5 1/2 x 3/8"		

Optional properties

Stains Resistance	-	-	-	-	-	-	ISO 26987(a)
Thermal resistance	EN 12667	(m²K)/W	R ≤ 0,150	EN 12667	(m²K)/W	R ≤ 0,150	EN 12667
Impact sound reduction	-	-	-	ISO 140-8	dB (Δ L _w)	16	ISO 140-8
Reduction improvement	-	-	-	EPH/IHD Works Standard 431	dB(A)	13.2	EPH/IHD Works Standard 431
Difference of Loudness	-	-	-	EPH/IHD Works Standard 431	%	51.6	EPH/IHD Works Standard 431

ASTM Standards

IIC Impact insulation class	-	-	-	ASTM E492 /ASTM E989	IIC (dB)	58	ASTM E492 / ASTM E989
STC Classification for Rating Sound Insulation	-	-	-	ASTM E90 /ASTM E413	STC (dB)	54	ASTM E90 / ASTM E413
Ignition Characteristics of Finished Textile Floor Covering Systems	-	-	-	ASTM D2859	-	met the criteria	ASTM D2859
Optical Density of smoke	-	-	-	ASTM662	DS(4,0min) DS(4,0min)	23,7 32,3	ASTM662
Critical radiant flux	-	-	-	ASTM E648	(W / cm²)	0,38	ASTM E648
Residual indentation	-	-	-	-	-	-	ASTM F1914
Static load resistance	-	-	-	-	-	-	ASTM F1914
Thermal conductivity	-	-	-	ASTM C 177	W/(m.K)	0,108	ASTM C 177
Thermal resistance	EN 12667	(m²K)/W	R ≤ 0,150	EN 12667	(m²K)/W	R ≤ 0,150	EN 12667
Stains Resistance	-	-	-	-	-	-	-

(a) The following products were tested: White vinegar (5% acetic acid), Rubbing alcohol (70% Isopropyl), Mineral Oil, 5% Sulfuric acid, Household bleach, Household Ammonia, Kerosene, Olive Oil, Unleaded gasoline.

(b) The following products were tested: disinfectant, Cleaning benzine, Ammonia solution, Ethanol, Citric Acid, Iodine.

(c) Grade 0 - Unchanged / Grade 1 - Little changed / Grade 2 - Moderately changed / Grade 3 - Strong changed.

(d) Must be varnished on-site with minimum 3 coats of w-2000 or another recommended varnish.

(e) Must be varnished on-site with minimum 3-4 coats of w-2000 or another recommended varnish for this level of use (see recommendation table in the packaging).

Wicanders Flooring Collection is supported by a warranty. Please, read the warranty terms on www.wicanders.com



Greenguard Certification helps the identification of interior products and materials that have low chemical emissions, improving the quality of the air in which the products are used. It promotes global sustainability, environmental health, and safety.



- AgBB (DIBt)
- Emission class A+ according to the French regulation on VOC
- Belgian VOC regulation on emissions from construction products
- LEED v4 (outside North America; LEED v4 for BUILDING DESIGN AND CONSTRUCTION, April 5, 2016)
- BREEAM International New Construction 2016 (Technical Manual SD233 1.0), Exemplary Level
- Finnish M1 classification for construction products (Finland)
- RAL UZ 120 (not for PVC flooring), February 2011 (Germany)
- Austrian Eco Label, Guideline UZ 56, floor coverings, version 3.0, January 1, 2015 (The requirements for odor are not included)



As of January 2012, France has adopted regulations that limit total VOC emissions of building products. Manufacturers, selling their products in France must obtain a classification ranging from A+ (very low emissions) to C (high emissions). The declared goal is to improve indoor air quality in private/ commercial buildings.

RESIST ⁺			PURE				
			GLUE DOWN				
		HPS 905 x 295 x 10,5mm 35 5/8 x 11 5/8 x 3/8" 605 x 445 x 10,5mm 23 13/16 x 17 1/2 x 3/8" 1220 x 140 x 10,5mm 48 x 5 1/2 x 3/8"			WRT 600 x 300 x 4mm 23 5/8 x 11 13/16 x 3/16"	PU 450 x 450 x 6mm 17 11/16 x 17 11/16 x 1/4" 600 x 150 x 4mm 23 5/8 x 5 7/8 x 3/16" 600 x 300 x 4mm 23 5/8 x 11 13/16 x 3/16" 600 x 300 x 6mm 23 5/8 x 11 13/16 x 1/4" 600 x 450 x 4mm 23 5/8 x 17 11/16 x 3/16" 900 x 150 x 4mm 35 7/16 x 5 7/8 x 3/16" 900 x 300 x 4mm 35 7/16 x 11 13/16 x 3/16"	Sanded 600 x 300 x 4mm 23 5/8 x 11 13/16 x 3/16" 600 x 300 x 6mm 23 5/8 x 11 13/16 x 1/4"

	Grade (b)	Grade 5	ISO 26987(b)	Grade (c)	Grade 0	Grade 0 (ammonia grade 3; Iodine grade 2)	-
	(m²K)/W	R ≤ 0,150	EN 12667	(m²K)/W	R ≤ 0,150	R ≤ 0,150	R ≤ 0,150
	dB (Δ Lw)	16	ISO 140-8	dB (Δ Lw)	-	4mm: 13 / 6mm: 14	-
	dB(A)	11.1	EPH/IHD Works Standard 431	dB(A)	-	4mm: 15,3 / 6mm: 17,2	-
	%	53.3	EPH/IHD Works Standard 431	%	-	4mm: 65 / 6mm: 69	-

	IIC (dB)	75	-	-	-	-	-
	STC (dB)	66	-	-	-	-	-
		met the criteria	-	-	-	-	-
	DS(4,0min)	208,3	-	-	-	-	-
	(W / cm2)	0,68	-	-	-	-	-
	(%)	0,2	-	-	-	-	-
	(mm)	0,04	-	-	-	-	-
	W/(m.K)	0,112	-	-	-	-	-
	(m²K)/W	R ≤ 0,150	-	-	-	-	-
	-	-	ASTM 925	Grade (a)	Grade 0	-	-



An Environmental Product Declaration is a verified document that reports environmental data of products based on life cycle assessment and other relevant information in accordance with the international standard ISO 14025.



WRT | PU | SANDED

The goal of the German Cork Association is to assure the quality of cork products, as well as the optimization of manufacturing processes and the support of research projects.



認定対象品はGluedownの塗装及び無塗装製品です。

PURE

(only for gluedown solution)
Eco Mark is a Japan Environment Association program that promotes environment-friendly lifestyles through wise product choices. This certification analyses criteria for every product category taking into consideration the environment life stage.



GO | ESSENCE | PURE

The Blue Angel is a voluntary certification that guarantees that a product or service meets high standards when it comes to its environmental, health and performance characteristics. In the process, these products and services are always evaluated across their entire life cycle.



RESIST⁺

Global GreenTagCertTM is an independent certification and rating scheme for green products, recognized by the Green Building Councils of Australia and New Zealand. This certification also allows the products to be listed in the Ecospecifier Global eco-products.

Get the best results with Wicanders accessories



Underlays

Increased comfort and insulation

To reinforce the already amazing insulation properties of cork flooring, Wicanders provides Acousticork, a cork underlay which lets you turn your home into an even cosier space.

Acousticork reduces the walking sound and heat dispersion. Overall, it makes rooms cosier and more peaceful, which is essential in making any house feel like home.

- High durability and long term resilience
- Increases floor thermal insulation
- Natural and sustainable product
- Easy to handle and install

Skirtings

The perfect match to make a pleasant interior

In order to help create a more classy and harmonious interior, Wicanders provides skirting profiles to complement your floor. Create your ideal transition between the walls and the floor, whether by an exact match or contrasting colours.

Contact your supplier for information on the available skirting references.



Maintenance

Optimal care for an everlasting beauty

To keep your floor spotless, Wicanders has available a set of auxiliary products. Each of these has a specific purpose and is designed to make the caring of your floor as easy as possible.

Regular Maintenance

Wicanders Soft Cleaner

This mild detergent is appropriate for weekly or even daily cleaning. It can be used to remove dirt, stopping it from infiltrating in the joints and in the regular embossing of the product.

Wicanders Spray Cleaner

Designed for regular cleaning, this mild detergent has the advantage of being a spray, which makes it a quick and easy solution to apply directly on the floor. It is very effective in cleaning dirt or grease stains.





CREATED BY HUMANS, INSPIRED BY NATURE

Wicanders represents an unique balance between the creation of innovative products and the protection of the environment, combining state-of-the-art technology with the amazing natural properties of cork.



A green production process – Cork waste resulting from the industrial process is 100% reincorporated into the production, creating an ecologically virtuous cycle.



Intensive use of biomass – The cork powder resulting from the industrial process is burned in order to create biomass which is then used as a major source of energy to supply the production facilities, allowing Wicanders also to base its production in a sustainable source of energy.



Low carbon emission – Cork's natural property of retaining CO₂ combined with an eco-sustainable industrial process allows Wicanders to develop eco-efficient products with a low carbon emissions factor, positively contributing to a sustainable environment.



Indoor Air Quality – Refined to be free of harmful phthalates Wicanders products have been awarded with worldwide indoor air quality certifications such as Greenguard Gold or A+.



Negative Global Warming Potential – The majority of Wicanders products contribute to reduce global warming, since they retain more CO₂ than they emit.

CORK - A SUSTAINABLE RAW MATERIAL

Cork comes from the bark of the Cork Oak, a slowly growing tree from the Mediterranean basin that may live for 200 years and plays a central role in the social and economic development of this region.



Truly environmental-friendly – The extraction of cork and its related industries are remarkably sustainable, since the tree is never cut or damaged during the extraction process and the bark regenerates after each harvest.



Positive ecological impact – It is estimated that the Portuguese cork oak forest – Montado – is responsible for retaining 5% of the country's annual CO₂ emission, representing 4.8 million tons per year.



An activity that crosses generations – Cork Oaks are manually harvested for the first time when the tree is 25 years old and then every 9 years making it an activity that passes from generation to generation.



A positive economic and social impact – Cork harvesting is a regular and cyclical process that contributes to environmental, economic and social sustainability of the rural areas in the Mediterranean region.



Rural areas economic engine – The cork activity as well as related activities fueled by this industry create jobs in many rural areas of the country, encouraging people to settle there.

Product Selector

RANGE	Go	Essence		Resist ⁺		Pure			
FINISHING	WPS	WRT		HPS		PU			
CLASS OF USE (ISO 10874)	23 Residential	23 Residential 31 Commercial		23 Residential 33 Commercial		23 Residential			
BEVEL	No Bevel	No Bevel	4 Side Bevel	4 Side Micro Bevel		No Bevel	4 Side Bevel		
DIMENSION (mm inches)	905 x 295 x 10.5 35 5/8 x 11 5/8 x 3/8"	905 x 295 x 10.5 35 5/8 x 11 5/8 x 3/8"	1220 x 140 x 10.5 48 x 5 1/2 3/8"	905 x 295 x 10.5 35 5/8 x 11 5/8 x 3/8"	1220 x 140 x 10.5 48 x 5 1/2 3/8"	900 x 300 x 4 35 7/16 x 11 13/16 x 3/16"	600 x 300 x 4 23 5/8 x 11 13/16 x 3/16"	600 x 300 x 6 23 5/8 x 11 13/16 x 1/4"	600 x 450 x 4 23 5/8 x 17 11/16 x 3/16"
Allure	GB02002								
Ambition	GB06002								
Appeal	GB10002								
Attraction	GB03002								
Captivation	C824001								
Charm	GB01003								
Desire	GA21003								
Dream	GB05003								
Emotion	GB08002								
Fashionable Cement		C85L001		C15L001		C95L001			
Fashionable Glacier		C85J001		C15J001		C95J001			
Fashionable Grafite		C85M001		C15M001		C95M001			
Fashionable Macchiato		C85N001		C15N001		C95N001			
Fashionable Mystic		C85K001		C15K001		C95K001			
Flock Champagne			C81Y001		C11Y001				
Flock Chestnut			C84A001		C14A001		C94A001		
Flock Moonlight			C81X001		C11X001		C91X001		
Flock Tea			C83Z001		C13Z001		C93Z001		
Identity Champagne		I805002		C12O001				I905002	C92O001
Identity Chestnut		I832002		C13G001				I932002	C93G001
Identity Eden		I806002		C12P001				I906002	

RANGE	Go	Essence			Resist ⁺			Pure		
FINISHING	WPS	WRT			HPS			PU		
CLASS OF USE (ISO 10874)	23 Residential	23 Residential 31 Commercial			23 Residential 33 Commercial			23 Residential		
BEVEL	No Bevel	No Bevel		4 Side Bevel	4 Side Micro Bevel			No Bevel	4 Side Bevel	
DIMENSION (mm inches)	905 x 295 x 10.5 35 5/8 x 11 5/8 x 3/8"	605 x 445 x 10.5 23 13/16 x 17 1/2 x 3/8"	905 x 295 x 10.5 35 5/8 x 11 5/8 x 3/8"	1220 x 140 x 10.5 48 x 5 1/2 x 3/8"	605 x 445 x 10.5 23 13/16 x 17 1/2 x 3/8"	905 x 295 x 10.5 35 5/8 x 11 5/8 x 3/8"	1220 x 140 x 10.5 48 x 5 1/2 x 3/8"	900 x 300 x 4 35 7/16 x 11 13/16 x 3/16"	600 x 300 x 6 23 5/8 x 11 13/16 x 1/4"	600 x 450 x 4 23 5/8 x 17 11/16 x 3/16"
Identity Moonlight			I801002			C12N002			I901002	C92N001
Identity Nightshade			I821002			C12L001			I921002	C92L001
Identity Silver			I803002			C12Y002			I903002	
Identity Tea			I810002			C12R001			I910002	C92R001
Identity Timide			I802002			C12M001			I902002	C92M001
Impulse	GB09002									
Intense	GB11002									
Lane Chestnut				C83S001			C13S001	C93S001		
Lane Timide				C83R001			C13R001	C93R001		
Linn Blush		C81O001			C11O003					C91O003
Linn Cioccolato		C81L001			C11L002					C91L003
Linn Moon		C81N001			C11N001					C91N003
Moment	GA01002									
Novel Brick Drill			C86S001			C16S001		C96S001		
Novel Brick Flax			C86T001			C16T001		C96T001		
Novel Brick Natural			C86G1001			C16G1001		C96G1001		
Novel Brick Taffeta			C86R001			C16R001		C96R001		
Novel Edge Burlap			C86U001			C16U001		C96U001		
Novel Edge Drill			C86V001			C16V001		C96V001		
Novel Edge Lace			C86W001			C16W001		C96W001		
Novel Edge Natural			C86G2001			C16G2001		C96G2001		



































Product Selector


RANGE	Essence	Resist ⁺	Pure		Pure				
FINISHING	WRT	HPS	PU		PU		Sanded		WRT
CLASS OF USE (ISO 10874)	23 Residential 31 Commercial	23 Residential 33 Commercial	23 Residential		23 Residential		23 Residential 31 Commercial		
BEVEL	No Bevel	4 Side Micro Bevel	No Bevel		4 Side Bevel		No Bevel		No Bevel
DIMENSION (mm inches)	905 x 295 x 10.5 35 5/8 x 11 5/8 x 3/8"	905 x 295 x 10.5 35 5/8 x 11 5/8 x 3/8"	600 x 300 x 6 23 5/8 x 11 13/16 x 1/4"	900 x 300 x 4 35 7/16 x 11 13/16 x 3/16"	600 x 300 x 4 23 5/8 x 11 13/16 x 3/16"	600 x 300 x 6 23 5/8 x 11 13/16 x 1/4"	600 x 300 x 4 23 5/8 x 11 13/16 x 3/16"	600 x 300 x 6 23 5/8 x 11 13/16 x 1/4"	600 x 300 x 4 23 5/8 x 11 13/16 x 3/16"
Novel Twist Drill	C86P001	C16P001		C96P001					
Novel Twist Natural	C8G0001	C1G0001		C9G0001					
Novel Twist Taffeta	C86O001	C16O001		C96O001					
Novel Twist Velvet	C86Q001	C16Q001		C96Q001					
Originals Accent	O841002	C141001					RN17001		
Originals Character	O822002	C122001				DN22001	RN16001		RV16004
Originals Country	O832004	C132001				DN02006			
Originals Dawn	O849003	C149001	DN13001				RN13001		RV13006
Originals Harmony	O821005	C121001	DN11003			DN11004	RN11002		RV11007
Originals Natural	O801007	C111001							RV10003
Originals Rhapsody	O825005	C125001				DN12003			
Originals Shell	O824003	C124001	DN10001				RN14002		RV14004
Originals Symphony	O830003	C130001	DN20001				RN20001		
Originals Traditional							RN01008	EN01005	
Personality Champagne	P805002	C13K001				P905003			
Personality Chestnut	P832002	C14X001			C94X004				
Personality Eden	P806002	C15S001				P906003			
Personality Moonlight	P801002	C14H001				P901003			
Personality Spice	P808002	C15U001			C95U002				
Personality Tea	P810002	C15T001				P910003			
Personality Timide	P802002	C13J001				P902003			

RANGE	Essence			Resist ⁺		Pure				
FINISHING	WRT			HPS		PU				
CLASS OF USE (ISO 10874)	23 Residential 31 Commercial			23 Residential 33 Commercial		23 Residential				
BEVEL	No Bevel		4 Side Bevel	4 Side Micro Bevel		No Bevel	4 Side Bevel			2 Side Bevel
DIMENSION (mm inches)	605 x 445 x 10.5 23 13/16 x 17 1/2 x 3/8"	905 x 295 x 10.5 35 5/8 x 11 5/8 x 3/8"	1220 x 140 x 10.5 48 x 5 1/2 x 3/8"	605 x 445 x 10.5 23 13/16 x 17 1/2 x 3/8"	1220 x 140 x 10.5 48 x 5 1/2 x 3/8"	900 x 300 x 4 35 7/16 x 11 13/16 x 3/16"	450 x 450 x 6 17 11/16 x 17 11/16 x 1/4"	600 x 150 x 4 23 5/8 x 5 7/8 x 3/16"	600 x 450 x 4 23 5/8 x 17 11/16 x 3/16"	900 x 150 x 4 35 7/16 x 5 7/8 x 3/16"
Reed Barley			C83U001		C13U001	C93U001				
Reed Meridian			C83T001		C13T001	C93T001				
Skin Dark							C95B001			
Skin Natural							C95V001			
Skin Timide							C95C001			
Slate Arctic	C81D001			C11D002					C91D002	
Slate Caffè	C81A001			C11A002					C91A002	
Slate Moccaccino	C81C001			C11C002					C91C002	
Traces Champagne			C85O001		C15O001			C95O001		C95O002
Traces Chestnut			C85R001		C15R001			C95R001		C95R002
Traces Moonlight			C85P001		C15P001			C95P001		C95P002
Traces Spice			Q808003		C14N001			C94N001		
Traces Tea			Q810001		C14M001			C94M001		
Tweedy SawCut Moon		C86D001								
Tweedy Wood Cocoa		C86F001								
Tweedy Wood Coffe		C86I001								
Tweedy Wood Timide		C86H001								



Wicanders' range


		LOOKS					
		cork		wood		stone	
RANGE	Go	 		  		  	
	Essence	 		 		 	
	Resist	—		 		—	
	Resist ⁺	 		  		  	
	Hydrocork	—		  		  	
	Pure	  		—		—	
	Parquet	—		 Engineered wood		—	

 Heavy Traffic Residential areas

 Moderate Traffic Commercial areas


 Medium Traffic Commercial areas

 Heavy Traffic Commercial areas

 Budget products

 Glue down

 Extra Cork

 Waterproof



WICANDERS®

Nature at your feet



AMORIM

HeadQuarters

Amorim Revestimentos S.A.
(+351) 227 475 600
geral.ar@amorim.com

www.wicanders.com

DE	Amorim Deutschland GmbH (+49) 4221 5 93-01	germany.ar.de@amorim.com
BE NE LUX	Amorim Benelux B.V. (+31) 166 604 111	info.ar.nl@amorim.com
AT	Amorim Deutschland GmbH (+43) 1 54 51 65 10	austria.ar.de@amorim.com
CH	Amorim Flooring Switzerland AG (+41) 41 726 20 20	info@amorim.ch
PT	Amorim Revestimentos, S.A. (+351) 227 475 600	geral.ar@amorim.com
ES	Amorim Revestimentos, S.A. (+34) 902 307 407	info.ar.es@amorim.com
FR	Amorim Revestimentos, S.A. (+33) 800 914 848	info.ar.fr@amorim.com
DK	Timberman Denmark A/S (+45) 995 252 52	timberman@timberman.dk
PL	Dom Korkowy, Sp. z o.o. (+48) 126 379 639	krakow@domkorkowy.pl
US	Amorim Flooring North America (+1) 410 553 60 62	info.ar.us@amorim.com
RU	Amorim Flooring Rus, OOO (+7) 495 280 7860	info.ar.ru@amorim.com
SW	Amorim Flooring Sweden +46 (0)31 107740	order.se@wicanders.com

63749MT_INT | Rev001 | Fev2018

